



Ceramic Knife Gate Valve



Slurry Valve



Gate Valve



Ball Valve



Butterfly Valve



Pinch Valve



Ceramic Gate Valve



Check Valve



Diaphragm Valve

■ Chief Features

- Fullport ,outside screw and yoke(OS&Y)
- Bolte Bonnet
- Flexinle Wedge, Fully Guided
- Structure Improve on API
- Risng Stem And Non-rising Handwheel
- Available With Gear Operator
- Flanged Ends



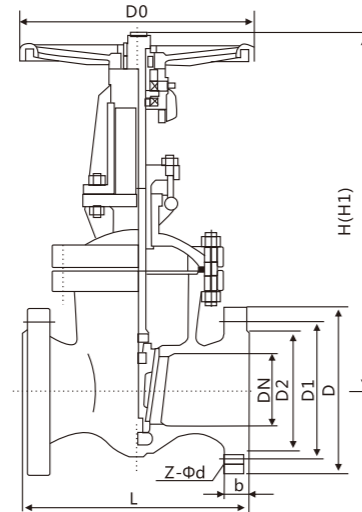
■ Prodrct Specification

Product Specification	Design spec	Face to Face	Flanged End	Test & Check	Pressure-Temp	Marking	Supply
	GB/T 12234	GB/T 12221	JB/T 79	JB/T 9092	GB/T 9131	GB/T 12220	JB/T 7928

■ Main Part Material

Part Name	Body Material Code			
	Body/Bonnet	WCB	ZGCr5Mo	ZG1Cr18Ni9Ti/CF8
Plsc	WCB	ZGCr5Mo	ZG1Cr18Ni9Ti/CF8	ZG1Cr18Ni9Ti/CF8M
Stem	1Cr13	25Cr2MoV	1Cr18Ni9Ti	1Cr18Ni12Mo2Ti
Packing	Flexible Graphite		PTFE	
Gasket	18-8Flexible Graphite			
Bolt	35/35CrMo	25CrMoV	1Cr18Ni9	1Cr18Ni9
Sultable Temp	-29-425°C	-29-550°C	-40-200°C	-40-200°C
Suitable Medium	water,oll,steam	oll,steam	Nitrc Acid	Acetic Acid

Flange Gate Valve



Main External and Connection Dimension

单位 Unit:mm

Type	Nominal Diameter (mm)	PN1.6MPa									WT(kg)
		L	D	D1	D2	b	Z-φd	H	H1	D0	
Z41H-16C Z40H-16C	40	200	145	110	85	16	4-φ18	300	352	200	26.5
	50	250	160	125	100	16	4-φ18	658	438	240	29
	65	265	180	145	120	18	4-φ18	375	450	240	33
	80	280	195	160	135	20	8-φ18	433	528	280	45
Z41W-16P Z40W-16P	100	300	215	180	155	20	8-φ18	502	620	320	63
	125	325	245	210	185	22	8-φ18	612	753	360	108
Z41Y-16P Z40Y-16P	150	350	280	240	210	24	8-φ23	676	847	360	134
	200	400	335	295	265	26	12-φ23	820	1039	400	192
Z41W-16R Z40W-16R	250	450	405	355	320	30	12-φ25	969	1245	450	273
	300	500	460	410	375	30	12-φ25	1142	1472	560	379
Z41Y-16I Z40Y-16I	350	550	520	470	435	34	16-φ25	1280	1450	640	590
	400	600	580	525	485	36	16-φ30	1452	1887	640	850
KZ41Y-16C KZ40Y-16C	450	650	640	585	545	40	20-φ30	1541	2011	720	907
	500	700	706	650	608	44	20-φ34	1676	2181	720	958
Z540H-16C Z540Y-16P	600	800	840	770	718	48	20-φ41	1874	2346	800	1112
	700	900	910	840	788	50	24-φ41	2083	2517	800	1290
	800	1000	1020	950	598	52	24-φ41	2400	2890	950	1485
	900	1100	1120	1050	998	54	28-φ41	2950	3316	1000	1773
1000	1200	1255	1170	1110	56	28-φ48	3245	3600	1000	2160	

Flange Gate Valve

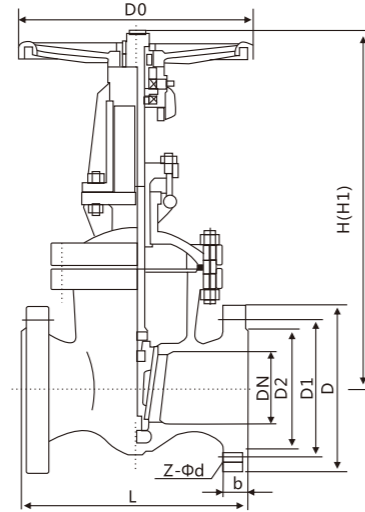
Main External and Connection Dimension

Unit:mm

Type	Nominal Diameter (mm)	PN2.5MPa									WT(kg)
		L	D	D1	D2	b	Z-φd	H	H1	D0	
Z41H-25C Z40H-25C	40	200	145	110	85	18	4-φ18	300	352	200	18
	50	250	160	125	100	20	4-φ18	358	438	240	28
	65	265	180	145	120	22	8-φ18	375	450	240	33
	80	280	195	160	135	22	8-φ18	433	528	280	46
Z41W-25P Z40W-25P	100	300	230	190	160	24	8-φ23	502	620	320	64
	125	325	270	220	188	28	8-φ25	612	753	360	116
Z41Y-25P Z40Y-25P	150	350	300	250	218	30	8-φ25	676	847	360	141
	200	400	360	310	278	34	12-φ25	820	1039	400	213
Z41W-25R Z40W-25R	250	450	425	370	332	36	12-φ30	969	1245	450	290
	300	500	485	430	390	40	16-φ30	1142	1472	560	400
Z41Y-25I Z40Y-25I	350	550	550	490	448	44	16-φ34	1280	1450	640	631
	400	600	610	550	505	48	16-φ34	1452	1887	640	900
KZ41Y-25C KZ40Y-25C	450	650	660	600	555	50	20-φ34	1541	2011	720	1013
	500	700	730	660	610	52	20-φ41	1676	2181	720	1166
Z540H-25C Z540Y-25P	600	800	840	770	718	56	20-φ41	1874	2346	800	1258
	700	900	955	875	815	60	24-φ48	2083	2517	800	1383
	800	1000	1070	990	930	64	24-φ48	2400	2890	950	1596
	900	1100	1180	1090	1025	66	28-φ54	2950	3316	1000	1865
1000	1200	1305	1210	1140	68	28-φ58	3245	3600	1000	2351	

Type	Nominal Diameter (mm)	PN4.0MPa									WT(kg)	
		L	D	D1	D2	D6	b	Z-φd	H	H1		D0
Z41H-40C Z40H-40C	40	200	145	110	85	76	18	4-φ18	323	369	200	29
	50	250	160	125	100	88	20	4-φ18	372	440	280	36
	65	280	180	145	120	110	22	8-φ18	305	473	280	39
	80	310	195	160	135	121	22	8-φ18	457	552	320	52
Z41Y-40P Z40Y-40P	100	350	230	190	160	150	24	8-φ23	552	671	360	80
	125	400	270	220	188	176	28	8-φ25	634	726	400	127
Z41Y-40I Z40Y-40I	150	450	300	250	218	204	30	8-φ25	708	883	400	154
	200	550	375	320	282	260	38	12-φ30	858	1086	450	263
Z540H-40C Z540Y-40P	250	650	445	385	345	313	42	16-φ34	1015	1298	460	368
	300	750	510	450	408	364	46	16-φ34	1203	1535	640	547
	350	850	570	510	465	422	52	16-φ34	1341	1678	640	679
	400	950	665	585	535	474	58	20-φ41	1492	1903	720	953
	450	1050	680	610	560	524	60	20-φ41	1583	2215	800	1253
	500	1150	755	670	612	576	62	20-φ41	1792	2580	950	1589
600	1350	890	795	730	678	62	20-φ41	2035	2916	950	1903	

Flange Gate Valve



DN40-100



DN150-200



DN40-80

■ Main External and Connection Dimension

Unit:mm

Type	Nominal Diameter (mm)	PN6.4MPa										WT(kg)
		L	D	D1	D2	D6	b	Z-φd	H	H1	D0	
Z41H-64C Z40H-64C	40	200	165	125	125	125	125	4-φ23	360	389	389	29
	50	250	175	135	105	88	26	4-φ23	372	448	448	34
	65	280	200	180	130	110	28	8-φ23	395	475	280	43
Z41Y-64P Z40Y-64P	80	310	210	170	140	121	30	8-φ23	458	553	320	60
	100	350	250	200	168	150	32	8-φ25	553	649	360	89
Z41Y-64R Z40Y-64R	125	400	295	240	202	176	36	8-φ30	638	779	400	140
	150	450	340	280	240	204	38	8-φ34	718	893	450	207
Z41Y-64I Z40Y-64I	200	550	405	345	300	260	44	12-φ34	873	1100	560	325
	250	650	470	400	352	313	48	12-φ41	1053	1332	840	467
KZ41Y-64 KZ40Y-64	300	750	530	460	412	364	54	16-φ41	1203	1535	640	590
	350	850	595	525	475	422	60	16-φ41	1394	1863	720	661
Z540H-64C Z540Y-64P	400	950	670	585	525	474	66	16-φ48	1645	2070	800	972
	450	1050	670	630	570	524	70	20-φ48	1903	2381	800	1269
	500	1150	800	705	640	576	70	20-φ54	2285	2600	950	1606
	600	1350	950	820	750	678	76	20-φ58	2601	3010	950	2123

Flange Gate Valve

■ Main External and Connection Dimension

Unit:mm

Type	Nominal Diameter (mm)	PN10.0MPa										WT(kg)
		L	D	D1	D2	D6	b	Z-φd	H	H1	D0	
Z41H-100 Z40H-100	40	240	165	125	95	76	26	4-φ23	360	389	280	51
	50	250	195	145	112	88	28	4-φ23	490	558	360	60
Z41Y-100P Z40Y-100P	65	280	220	170	138	110	32	8-φ28	540	622	400	70
	80	310	230	180	148	121	34	8-φ25	573	671	400	89
Z41Y-100R Z40Y-100R	100	350	265	210	172	150	38	8-φ30	575	671	400	130
	125	400	310	250	210	176	42	8-φ34	744	892	560	223
Z41Y-100I Z40Y-100I	150	450	350	290	250	204	46	12-φ34	800	972	560	295
	200	550	430	360	312	260	54	12-φ41	800	972	560	559
KZ41Y-100 KZ40Y-100	250	650	500	430	382	313	60	12-φ41	1050	1305	640	640
	300	750	585	500	442	364	70	16-φ48	1208	1506	640	730
Z540H-100 Z540Y-100P	350	850	655	560	498	422	76	16-φ54	1410	1915	720	850
	400	950	715	620	558	474	80	16-φ54	1655	2304	720	975

■ Main External and Connection Dimension

Unit:mm

产品型号 Type	公称通径 Nominal Diameter (mm)	PN16.0MPa										WT(kg)
		L	D	D1	D2	D6	b	Z-φd	H	H1	D0	
Z41H-160 Z40H-1600	40	240	175	125	92	76	32	4-φ27	350	395	320	32
	50	300	215	165	132	88	36	8-φ25	512	612	360	73
Z41Y-160P Z40Y-160P	65	340	245	190	152	110	44	8-φ30	560	677	360	110
	80	390	260	205	168	121	46	8-φ30	585	686	400	141
Z41Y-160R Z40Y-160R	100	450	300	240	200	150	48	8-φ34	631	751	450	185
	125	525	355	285	238	176	60	8-φ41	723	868	560	320
Z41Y-160I Z40Y-160I	150	600	390	318	270	204	66	12-φ41	820	997	640	462
	200	750	480	400	345	250	78	12-φ48	990	1224	720	711
KZ41Y-160 KZ40Y-160	250	850	580	485	425	313	88	12-φ54	1104	1503	800	923
	300	950	665	570	510	364	100	16-φ54	1314	1934	800	1204
Z540H-160 Z540Y-160P	350	-	640	559	424	414.5	86	20-φ42	1600	2315	950	1450
	400	-	705	616	487	71.5	89	20-φ45	1823	2660	950	1700

Chief Features

- Fullport ,outside screw and yoke(OS&Y)
- Bolte Bonnet
- Flexinle Wedge, Fully Guided
- Risng Stem And Non-rising Handwheel
- Available With Gear Operator
- Flanged Ends
- Butt-welding Ends

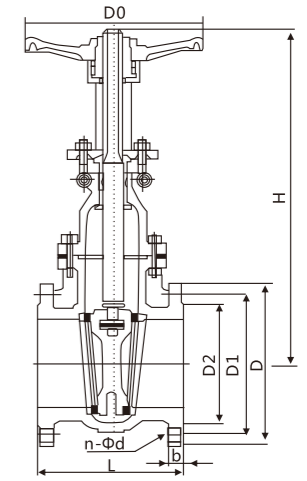
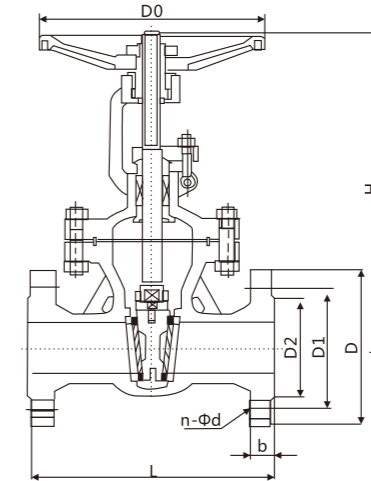


Prodrct Specification

Product Specification	Design spec	Face to Face	Flanged End	Test & Check	Pressure-Temp	Marking	Supply
	API 600	ANSI B16.10	ANSI B16.5	API 598	ANSI B16.34	MSS SP-25	API 608
	API 6D	API6D		API6D			API 6D

Main Part Material

Part Name	Part Material			
Body/Bonnet	A216-WCB	A217-WC6	A352-LCB	A351-CF8M
Plsc	A182-WCB	A217-WC6	A352-LCB	A351-CF8M
Stem	A182-F6a	A182-F11	A182-F6a	A182-F316
Packing	Flexible Graphite		PTFE	
Gasket	18-8Flexible Graphite			
Bolt	A193-B7	A193-B7	A193-B7M	A193-B8
Sultable Temp	-29-425°C	-29-550°C	-40-350°C	-40-200°C
Suitable Medium	water,oll,steam	oll,steam	Steam, Oil	Nitrc Acid

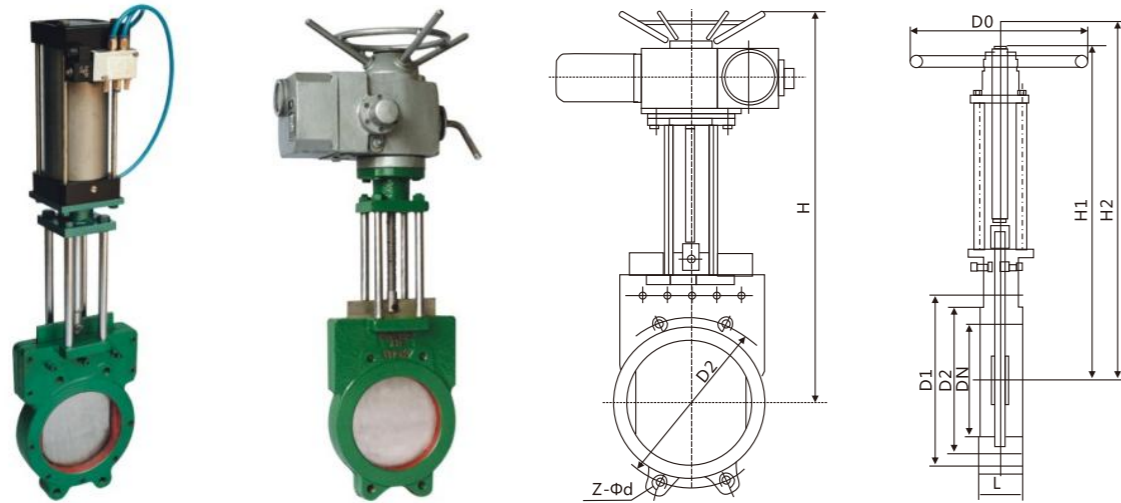


Main External and Connection Dimension

Unit:mm

Type	NominalDiameter		Class 150Lb								WT(kg)
	in	mm	L	D	D1	D2	b	Z-Φd	H	D0	
Z40H-150Lb (Body:WCB) Z40H-150Lb P (Body:CF8) Z40H-150Lb (Body:CF8) Z40H-150Lb R (Body:CF8M) Z40H-150Lb PL (Body:CF3) Z40H-150Lb RL (Body:CF3M)	2"	50	178	152	120.5	92	16	4-Φ19	323	200	18
	2 1/2"	65	190	178	139.5	105	18	4-Φ19	347	250	28
	3"	80	203	190	152.5	127	19	4-Φ19	383	250	30
	4"	100	229	229	190.5	157	24	8-Φ19	457	300	50
	5"	125	254	254	216	186	24	8-Φ22	632	300	63
	6"	150	267	279	241.5	216	26	8-Φ22	635	350	85
	8"	200	292	343	298.5	270	29	8-Φ22	762	350	128
	10"	250	330	406	362	324	31	12-Φ25	895	400	220
	12"	300	356	483	432	381	32	12-Φ25	1080	500	310
	14"	350	381	533	476	413	35	12-Φ29	1295	600	450
	16"	400	406	597	540	470	37	16-Φ29	1435	600	550
	18"	450	432	635	578	593	40	16-Φ32	1626	650	700
	20"	500	457	698	635	584	43	20-Φ32	1829	650	910
24"	600	508	813	749.5	692	48	20-Φ35	2175	700	1130	
28"	700	610	984	814.5	857	75	28-Φ35	2695	700	2230	

Slurry Valve

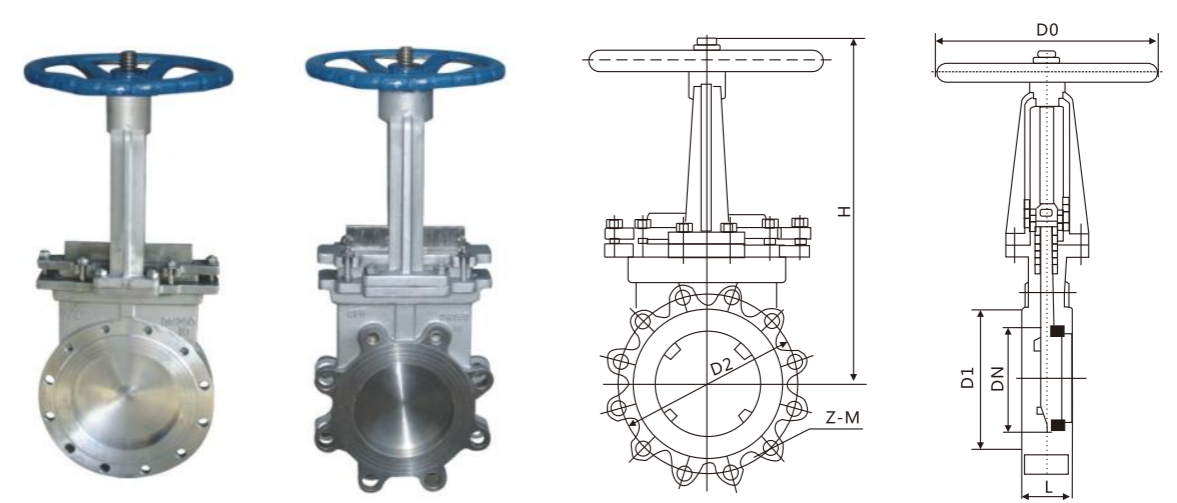


■ Main External and Connection Dimension

Unit:mm

Type	Nominal Diameter (mm)	L	D1	D2	Z-M	H	H1	D0	WT(kg)
Z73X-2.5 Z73X-6 Z73X-10 Z573X-2.5 Z573X-6 Z573X-10 Z673X-2.5 Z673X-6 Z673X-10 Z973X-2.5 Z973X-6 Z973X-10	50	40	125	100	4-M16	337	268	180	80
	65	40	145	120	4-M16	357	291	180	90
	80	50	160	135	8-M16	400	316	180	112
	100	50	180	155	8-M16	466	364	200	140
	150	60	270	210	8-M20	633	478	240	195
	200	60	295	265	8-M20	744	543	280	260
	250	70	350	318	12-M20	940	687	360	370
	300	70	400	368	12-M20	1087	783	360	455
	350	80	460	430	16-M20	1238	885	400	640
	400	80	515	482	16-M24	1394	994	400	960
	450	90	565	532	20-M24	1550	1100	400	1280
	500	90	620	585	20-M24	1700	1200	400	1710
	600	100	725	685	20-M27	2080	1480	400	1895
	700	100	840	800	24-M27	1720	2470	800	2100
800	120	950	905	24-M30	2000	2900	800	2410	
900	150	1050	1005	28-M30	2130	3100	800	2660	
Z73X-16 Z573X-16C Z673X-16C Z973X-16C	200	60	295	180	12-M20	754	552	240	265
	250	68	355	230	12-M24	945	692	240	376
	300	78	410	280	12-M24	1010	788	370	455
	350	78	470	330	16-M24	1245	890	370	648
	400	102	525	380	16-M24	1685	1000	400	970
	450	114	585	430	20-27	1835	1110	400	1300
	500	127	650	480	20-30	1926	1230	400	1760
600	154	770	700	20-36	2360	1500	800	1980	

Knife Gate Valve



■ Main External and Connection Dimension

Unit:mm

Type	Nominal Diameter (mm)	L	D1	D2	Z-M	H	H1	D0	WT(kg)
Z73W-10 Z73H-10C Z73W-10P Z573W-10 Z573H-10C Z573W-10P Z673W-10 Z673H-10C Z673W-10P Z973W-10 Z973H-10C Z973W-10P	50	48	160	125	100	4-M16	285	180	8
	65	48	180	145	120	4-M16	298	180	10
	80	50	195	160	135	4-M16	315	220	12
	100	50	215	180	155	8-M16	365	220	14
	150	57	280	240	210	8-M20	475	280	29
	200	70	335	295	265	8-M20	540	360	38
	250	70	390	350	320	12-M20	630	360	66
	300	76	440	400	368	12-M20	780	400	100
	350	76	500	460	428	16-M20	885	400	119
	400	89	565	515	482	16-M22	990	400	195
	450	89	615	565	532	20-M22	1100	530	285
	500	114	670	620	585	20-M22	1200	530	389
	600	114	780	725	685	20-M27	1450	600	529
	Z73H-16C Z73W-16P Z73Y-16P Z573H-16C Z573W-16P Z573Y-16P Z673H-16C Z673W-16P Z673Y-16P Z973H-16C Z973W-16P Z973Y-16P	50	48	165	125	99	4-M16	285	180
65		48	185	145	118	4-M16	295	180	10.7
80		50	200	160	132	8-M15	315	220	13
100		50	220	180	156	8-M16	365	220	15
150		57	285	240	211	8-M20	475	280	31
200		70	340	295	266	12-M20	540	360	40.7
250		70	405	355	319	12-M24	630	360	70
300		76	460	410	370	12-M24	780	400	107
350		76	520	470	429	16-M24	885	400	129
400		89	580	525	480	16-M27	990	400	215
450		89	640	585	548	20-M27	1100	530	305
500	114	715	650	609	20-M30	1200	530	410	
600	114	840	775	720	20-M33	1450	600	550	

■ Main External and Connection Dimension

Unit:mm

Type	NominalDiameter		Class 300Lb								WT(kg)
	in	mm	L	D	D1	D2	b	Z-Φd	H	D0	
Z40H-300Lb (Body:WCB) Z40H-300Lb P (Body:CF8) Z40H-300Lb (Body:CF8) Z40H-300Lb R (Body:CF8M) Z40H-300Lb PL (Body:CF3) Z40H-300Lb RL (Body:CF3M)	2"	50	216	185	127	92	22	8-Φ19	330	250	30
	2 1/2"	65	241	190	149	105	25	8-Φ22	368	250	36
	3"	80	283	210	168.5	127	29	8-Φ22	394	300	61
	4"	100	305	254	200	157	32	8-Φ22	473	300	77
	5"	125	381	279	235	186	35	8-Φ22	660	350	106
	6"	150	403	318	270	216	37	12-Φ22	711	350	153
	8"	200	419	381	330	270	41	12-Φ25	813	400	286
	10"	250	457	444	387.5	324	48	16-Φ29	1003	500	412
	12"	300	502	521	451	381	51	16-Φ32	1137	600	576
	14"	350	762	584	514.5	413	54	20-Φ32	1489	600	886
	16"	400	838	648	571.5	470	57	20-Φ35	1581	650	1175
	18"	450	914	711	628.5	593	60	24-Φ35	2017	838	1301
20"	500	991	775	686	584	64	24-Φ35	2228	889	1672	
24"	600	1143	914	813	692	70	24-Φ41	2650	1092	2562	

■ Main External and Connection Dimension

Unit:mm

Type	NominalDiameter		Class 600Lb								WT(kg)
	in	mm	L	D	D1	D2	b	Z-Φd	H	D0	
Z40H-600Lb (Body:WCB) Z40H-600Lb P (Body:CF8) Z40H-600Lb (Body:CF8) Z40H-600Lb R (Body:CF8M) Z40H-600Lb PL (Body:CF3) Z40H-600Lb RL (Body:CF3M)	2"	50	292	165	127	92	33	8-Φ19	510	254	44
	2 1/2"	65	330	190	149	105	36	8-Φ22	554	254	60
	3"	80	356	210	188	127	39	8-Φ22	595	305	80
	4"	100	432	273	216	157	45	8-Φ25	712	356	145
	5"	125	508	330	266.5	186	52	8-Φ29	826	406	236
	6"	150	559	356	292	216	55	12-Φ29	995	508	309
	8"	200	660	419	349	270	63	12-Φ32	1157	610	522
	10"	250	787	508	432	324	71	16-Φ35	1373	686	779
	12"	300	838	559	489	381	74	20-Φ35	1603	686	1108
	14"	350	889	603	527	413	77	20-Φ38	1930	762	1503
	16"	400	991	686	603	470	84	20-Φ41	2032	889	1939
	18"	450	1092	743	654	593	90	20-Φ44	2286	889	2733
20"	500	1194	813	724	584	96	24-Φ44	2591	1118	3214	
24"	600	1397	940	838	692	109	24-Φ52	3124	1118	4177	

■ Chief Features

- Streamline ,outside screw and yoke(OS&Y)
- Bolte Bonnet
- Loose Disc
- Risng Stem And Handwheel
- Yoke Integral With Bonnet
- Available With Gear Operator
- Flanged End



■ Prodrct Specification

Product Specification	Design spec	Face to Face	Flanged End	Test & Check	Pressure-Temp	Marking	Supply
	GB/T 12235	GB/T 12221	JB/T 79	JB/T 9092	GB/T 9131	GB/T 12220	JB/T 7928

■ Main Part Material

Part Name	Body Material Code			
Body/Bonnet	WCB	ZGCr5Mo	ZG1Cr18Ni9Ti	ZG0Cr18Ni12Mo2Ti
Plsc	WCB	25Cr2MoV	1Cr18Ni9Ti	1Cr18Ni12Mo2Ti
Stem	2Cr13	25Cr2MoV	1Cr18Ni9Ti	1Cr18Ni12Mo2Ti
Packing	Flexible Graphite		PTFE	
Gasket	18-8柔性石墨/18-8Flexible Graphite			
Bolt	35/35CrMo	25CrMoV	1Cr18Ni9	1Cr18Ni9
Sultable Temp	-29-425°C	-29-550°C	-40-200°C	-40-200°C
Suitable Medium	水、油品、蒸汽 water,oil,steam	油品、蒸汽 oil,steam	硝酸类 Nitric Acid	醋酸类 Acetic Acid